


AE SERIES PRODUCTS ARE CONFIGURED FOR YOUR NEEDS

AE SERIES Large Displays are available with 2.3", 4", 8" and 12"

high digits as Clocks, Timers, Counters, Process Indicators and Serial Displays.

Most Models are built to meet your specific requirements from pre-assembled


Off-the-Shelf components and subassemblies, enabling rapid delivery and competitive pricing



Wall Mount Bracket




Eyehooks



Stud Mounts




Flush Mount Enclosures



Hub Mount


ENTECH AE SERIES LED CLOCKS



Built-in Controls



Sloping Front Displays



Stacked Enclosures

ENTECH SIGNS -ALPHA LED

1-800-383-8163 OR WWW.ALPHA-LED.COM